



PRODUCT INFORMATION  
**NORFOLK STORAGE EQUIPMENT LIMITED**  
 Storage equipment specialists · Training · Archive Services



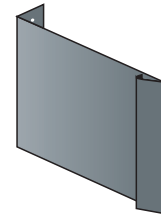
**Rolled Delta Edge Shelving**

Delta and Rolled Edge Shelving Systems are fully Imperial products. This is a hand loaded shelving system which can be constructed in various arrangements to suit commercial applications such as Offices, Archives, Hospitals, Local Authorities, Education, Legal, Financial and Government Departments.



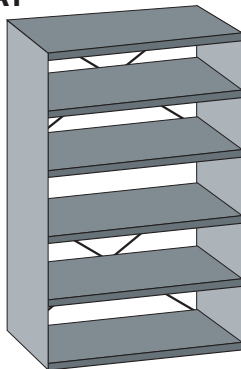
The system is simple, economical and can easily be expanded by adding extension bays to satisfy individual requirements. This shelving system consists of two types: back-braced or back-clad (see illustration below) and is available in the following sizes:

Nominal Bay Width	24"	36"	39"	48"
Nominal Bay Depth	12"	15"	18"	24"
Nominal Bay Height	75"	87"	99"	

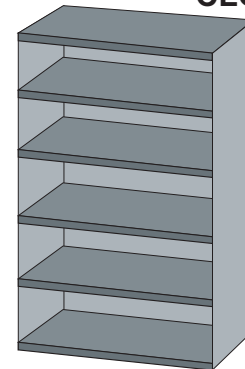


Any combination of the above can be supplied to allow maximum versatility and with a range of accessories it is commonly used to store Box Files, Lever Arch Files, Medical Records and Lateral Files.

**OPEN BAY**



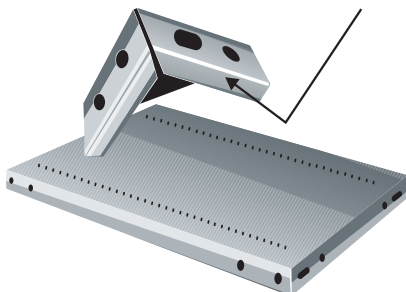
**CLOSED BAY**



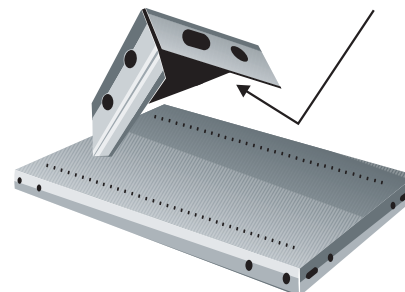
All bays are supplied with 6 shelves per bay

Maximum allowable bay load is 450kg for all sizes specified. Shelf load is limited to a maximum of 90kg. This load is given for an evenly distributed load over the whole area of the shelf. When using pull out accessories, the bay must be secured to a wall or another rack for safety reasons.

**BRITISH STANDARD SHELF**



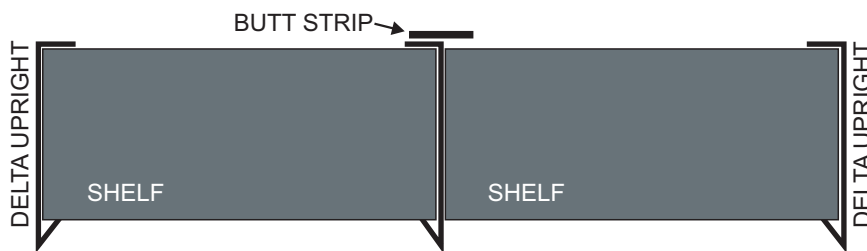
**COMMERCIAL SHELF**





Butt Strips for Delta Edge Shelving

Butt Strips are used at the back of Delta Edge Shelving, being necessary when joining bays in runs, so rear bracing strips or back sheets may be joined.



Standard Colour

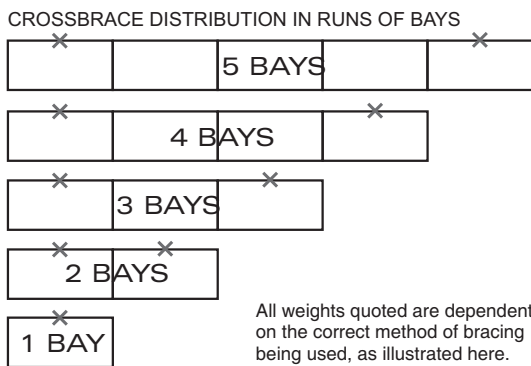
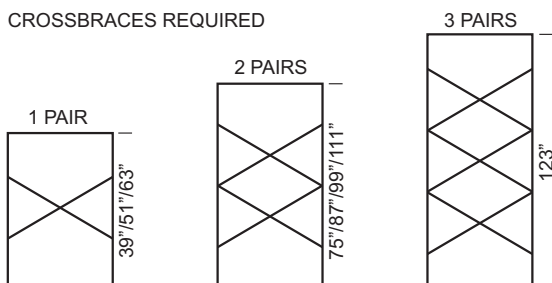


Optional Colour



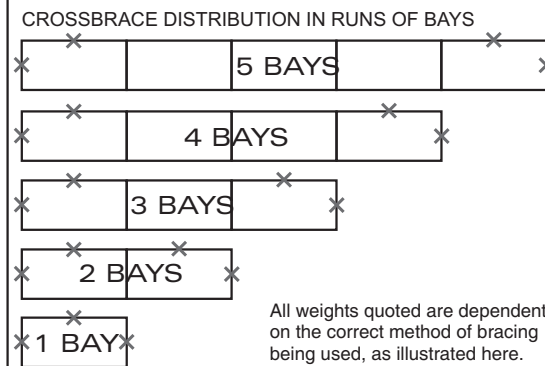
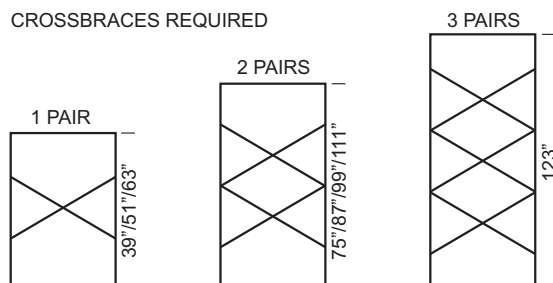
All components can be ordered in Smoke White at an additional 7.5%, but these are not ex-stock

CROSSBRACING - OPEN BAYS Delta Edge Shelving



All weights quoted are dependent on the correct method of bracing being used, as illustrated here.

CROSSBRACING - OPEN BAYS British Standard Shelving



All weights quoted are dependent on the correct method of bracing being used, as illustrated here.

EASY ORDERING - Delta Edge Shelving

ALL BAYS COMPLETE WITH 6 SHELVES	H x W x D	BAYS	PART NO.	
			OPEN	CLOSED
Open Bays are supplied with Cross bracing as shown.	75 x 36 x 12	1	D/EPK17512/O	D/EPK17512/C
	75 x 36 x 18		D/EPK17518/O	D/EPK17518/C
	87 x 36 x 12		D/EPK18712/O	D/EPK18712/C
	87 x 36 x 18		D/EPK18718/O	D/EPK18718/C
	Closed Bays are supplied with back sheets to each bay.		75 x 36 x 12	2
75 x 36 x 18		D/EPK27518/O	D/EPK27518/C	
87 x 36 x 12		D/EPK28712/O	D/EPK28712/C	
87 x 36 x 18		D/EPK28718/O	D/EPK28718/C	
Both the above options include base plinths.		75 x 36 x 12	3	
	75 x 36 x 18	D/EPK37518/O		D/EPK37518/C
	87 x 36 x 12	D/EPK38712/O		D/EPK38712/C
	87 x 36 x 18	D/EPK38718/O		D/EPK38718/C
	Weight Loading per shelf: Max 90kgs	75 x 36 x 12		4
75 x 36 x 18		D/EPK47518/O	D/EPK47518/C	
87 x 36 x 12		D/EPK48712/O	D/EPK48712/C	
87 x 36 x 18		D/EPK48718/O	D/EPK48718/C	
		75 x 36 x 12	5	
	75 x 36 x 18	D/EPK57518/O		D/EPK57518/C
	87 x 36 x 12	D/EPK58712/O		D/EPK58712/C
	87 x 36 x 18	D/EPK58718/O		D/EPK58718/C



NORFOLK STORAGE EQUIPMENT LIMITED

15 Maurice Gaymer Road, Attleborough, Norfolk NR17 2QZ

Tel: +44 (0)1953 458800 Fax: +44 (0)1953 458819

E-mail: salesdept@nse.biz Web Site: www.nse.biz